DWG. NO. SD-50058-8*00

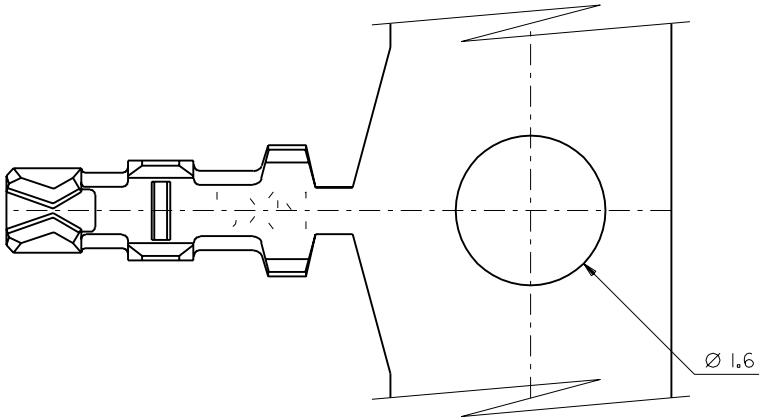

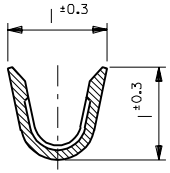

SECT. A-A

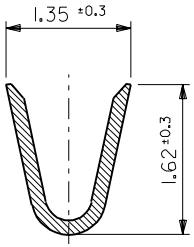

SECT. B-B

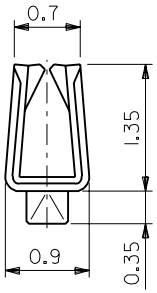

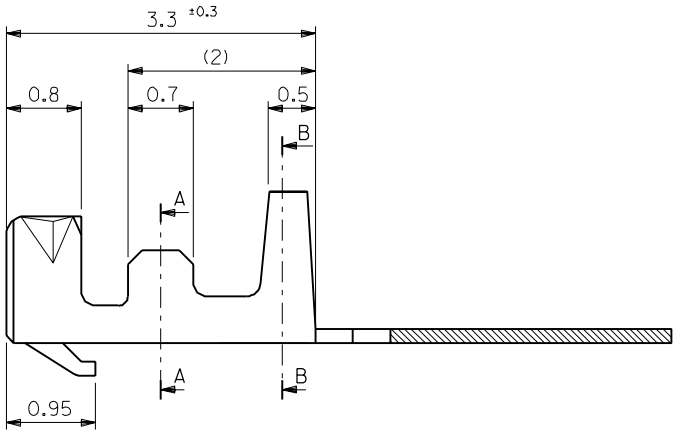

50058-8100	バラ状 LOOSE
50058-8000	連鎖状 CHAIN
ENG. NO.	端子形状 FORM

注記
NOTES

1. 適合ハウジング：51021シリーズ
   APPLICABLE HOUSING : 51021 SERIES
2. メッキ仕様　PLATING
   錫 0.9μm MIN. リフロー処理（前メッキ）
   TIN 0.9μm MIN. REFLOW TREATMENT (PRE-PLATED)

:MM DIMENSIONS IN METRIC DO NOT SCALE DRAWING

角度 ANGLE	±3°
30 以上 OVER	±0.3
10 以上 OVER 30 未満 UNDER	±0.25
10 未満 UNDER	±0.2
一般公差 GENERAL TOLERANCES	

LTR	REVISION RECORD	DR.	CHK.	DATE
D	変更 REVISED (J30883)	H.H	M.F	'93/9/3
C	変更&再作図 REVISED & REDRAWN (J20810)	H.H	M.F	'92/10/27

材料 MATERIAL　リン青銅 PHOSPHOR BRONZE (t=0.15)

仕上げ FINISH

適用電線範囲 WIRE RANGE　AWG #28-32

被覆外径 INS. RANGE　Ø 0.5-1.0

DRAWN BY '92/10/21 H.HIRAMOTO　CHK'D BY '93/9/6 M.FUKUSHIMA

APP'D BY '93/9/6 M.FUKUSHIMA　尺度 SCALE 20 - 1

MOLEX-JAPAN CO.,LTD. 日本モレックス株式会社

REVISE ONLY ON CAD SYSTEM

TITLE 名称
1.25 WIRE TO BOARD CONN. CRIMP REC. TERMINAL

DWG. NO. SD-50058-8*00　REV D

50058.S02

THIS DRAWING CONTAINS INFORMATION THAT IS PROPRIETARY TO MOLEX(JAPAN) AND SHOULD NOT BE USED WITHOUT WRITTEN PERMISSION
本図面は日本モレックス（株）の所有する情報を含むもので当社の許可なく複製を禁止する。

EN-01C(032)MXJ-32